




# Properties Preset Checklist

Murder for Two





6th Street Playhouse // Dir. Laura Downing-Lee // Written by Joe Kinosian and Kellen Blair  
Version 4 // Last Updated: 9/18/21 // Created By: Brooke Dengler & Jeff Basham

✓	WHERE	WHAT	NOTES	IMAGES
GENERAL FACILITY				
	Place in USR Wing, out of way	Remove Ghost Light from CS		
	USL Wing, Shop (next to Stage Door Hallway), Lobby (Near Office Door), House (SL Wall, Row F)	A/C Check: WING: 68deg - Override button set to as late as possible. SHOP: 70deg, do not turn on when shop door is open. LOBBY: Only on hot days. 70deg. HOUSE: 70deg (should be controlled my lightboard).		
	4 in total (DSL, USL, DSR, USL)	Turn ON Blue Lights Backstage		
	USC, In Crossover	Plug IN LEDs	Check with Jeff for timing, Lightboard must be on first	
	Electrical Closet, in Shop	Turn ON Dimmer Switch	Check with Jeff for timing	
	USL Wing	Turn OFF Work Lights	Check with Jeff for timing	
	USL Wing	Plug in Crossover Lights, Turn ON		
	Deck, Crossover & Wings	Sweep & Spot Clean		
	Deck	Damp Mop Stage after all warm ups & calls	Make sure to include DSR corner (DS of plasterline)	
	Deck (Piano & Piano Bench)	Clean top of Piano and top of Piano Bench (with wet wipes)		
	Deck	Check Spike Marks (Retape if Necessary)		
	DSL Wing	Close Main Curtain (use spike marks for warning and stopping point)	TO CLOSE: Counterclockwise TO OPEN: Clockwise	
	DSC Deck, where the main curtain meets in the middle	Fix Main Curtain Draping	The centerfold of the main curtain should lie naturally. This must be fixed nightly because the curtain is too long.	
	Shop Door, SL Wing	Close Shop Door	At "Places"	
ONSTAGE ITEMS				
WHEELED CART				
	DSC of Main Curtain (Wheels on SR side) (Yellow Spikes)	Wheeled Cart	Check Skirt with removable panel	
	On top of Cart, Lights ON (Candle Fxn)	Mansion Cake (Fixed to Cart) - Lights ON (Set to Candle Function)	Check Batteries, Replace weekly	
	Placed on DS side	Removable Paper "Murder for Two" Sign		
DESK & CHAIR				
	DSL (Yellow Spikes)	Desk		
	Desktop, Center (Square to Edge)	Black Foamboard		
	Desktop, Center (HANDLE facing SL)	Silver Coffee Pot		
	Desktop, Center (DS of Pot)	Silver Coffee Dishes (2)		
	Desktop, USL corner	Antique Glove Holder		
	Desktop, in Antique Glove Holder	4 Letters	1 on Top Rung, 1 on Middle Rung, 1 on Bottom Rung	
	Desktop, DS of Antique Glove Holder	3 Wooden Pencils in Container		
	Right Drawer	Remote		
	Under Desk, Flush to DSL legs (Latches close to US side, away from legs of Desk)	Briefcase with Body Parts	IMPORTANT: Only the center latch will be closed at top of show. Outside two latches remain OPEN	
	Next to Desk on Floor, DS (45deg angle)	Trash Can	A few inches from briefcase	
	SR of Desk, at 45deg angle	Black Chair		
	Seat of Chair, Bow/Feather to SL side	Brown Fedora Hat		
	Draped over back of Black Chair	Trevor's Grey Trench Coat		
LAMP				
	US of Desk (Yellow Spike)	Lamp	Plugged in, Operated by lightboard	
HAT RACK				
	USR of Lamp	Hat Rack	Brown rack with rounded hooks	
	Placed on the hooks of the Hat Rack	Various set dressing costume pieces. See photo		
	Placed on top of hooks of Hat Rack, brims out	3 Red Caps	IMPORTANT: Check sizing (should be set to Ginger's liking at 3.25" width to metal clasp)	
PIANO, PIANO STAIRS, PIANO BENCH				
	CS	Piano (Fixed)		

# Properties Preset Checklist

Murder for Two

6th Street Playhouse // Dir. Laura Downing-Lee // Written by Joe Kinosian and Kellen Blair  
Version 4 // Last Updated: 9/18/21 // Created By: Brooke Dengler & Jeff Basham


US of Piano	Piano Stairs (Fixed)			
US of Piano Stairs, on the floor	1 Pair of Knee Pads	White SL, Black SR, Rubber side DS		
SR of Piano (parallel)	Piano Bench			
Inside Piano Bench, US side	Scarf			
Inside Piano Bench, DS side in divider	Remote			
Under Piano, Taped to Floor	Piano Pedal			
Under Piano, Brim Facing Audience	Small Basket with 1 Red Cap			
Under Piano, US of Basket & Hat	Eagle Statue			
Under Piano, US of Basket & Hat	Decorative Vase			
BASKET WITH LOGS				
USC, to hide cords	Small Basket with Deocreative Wooden Logs			
CHAISE & SIDE TABLE				
SR (Yellow Spikes) on an angle	Chaise			
Solid Blue towards US side (head of chaise), Patterned on top of Solid	Two Blue Pillows (One Solid, One Patterned with White)	Laundered & Ironed		
Under Chaise, hidden on SR side	1 Red Cap	Brim facing US		
US of Chaise, parallel with 2' gap	Side Table w/drawer			
Tabletop, CC	Candelabra	5 Golden Candles		
Tabletop, Under Candelabra	Decorative Doily			
Inside Side Table Drawer, face down bells up	Tamborine			
Inside Side Table Drawer, on top of Tamborine	2 Masks	(Ginger's on Left, Trevor's on Right) Laundered nightly		
Inside Side Table Drawer, on top of Masks (or next to)	2 Squeeze Handsanitizers (Consumable) Placed next to Tamborine, NOT on top of masks	1 for Trevor 1 gifted nightly to audience member		
On the shelf of the Side Table, behind Vase & hidden from audience	Black & Red Fire Hat			
On the shelf of the Side Table, facing audience	Decorative Vase			
On the shelf of the Side Table, under Vase	Doily			
COAT RACK				
USR, near doorway (Make sure one rung is perpendicular and facing directly US)	Coat Rack	Black rack with pointed hooks		
BAR & STOOL				
SR (Yellow Spikes) on an angle	Bar			
On top of Bar, US side (HANDLE facing CS)	Glass Tea Pot			
On top of Bar, DS of Pot	Glass Tea Dishes (2)			
Top Bar Shelf	1 pair of Knee Pads	White SL, Black SR, Rubber side DS		
Top Bar Shelf, on top of Knee Pads	Puppets (Face Down)	Girl SR, Boy SL (Check to make sure nothing is falling off)		
Top Bar Shelf, FAR DSR Side	Maracas (2)			
Top Bar Shelf, DSR Side (between Maracas and Knee Pads)	Easy Button	Batteries removed (check for sound)		
DSR from Bar (Yellow Spikes)	Black Stool			
BENCH				
USR, against flat. (Blue Spikes)	Tan Cushion Bench			
BACKSTAGE ITEMS				
GINGER'S STATION: Dressing Rooms				
At Ginger's Station (Left side of Room)	Flashlight White Handkerchief	Check Batteries		
TREVOR'S STATION: Dressing Rooms				
At Trevor's Station (Right side of Room)	Phone (Nokia) Notepad Pen (Click Pen OR Capless with ink removed) Sheriff's Badge with leather holder & chain			
PROP TABLE				
Prop Table	Laundry Basket w/ Padding	For catching items		

# Properties Preset Checklist

Murder for Two

6th Street Playhouse // Dir. Laura Downing-Lee // Written by Joe Kinosian and Kellen Blair  
Version 4 // Last Updated: 9/18/21 // Created By: Brooke Dengler & Jeff Basham

## SL WING

	SL Wing (Near Crossover)	Small Chair for ASM	If necessary	
	SL Wing (against Shop Door)	Small Brown Bench w/ Mallet		
	USL Wing (Elevated for easy access during Crossover)	1 of Ginger's Black Metal Water Bottles with Straw	Must be washed and filled nightly	
	DSL Wing (Beneath speaker, against wall)	1 of Ginger's Black Metal Water Bottles with Straw	Must be washed and filled nightly	

## SR WING

	USR, on hook near exit door	Hanger for retrieving Ginger's Apron during the show		
	In USR Vom, against DS masking	2 small black Acting Cubes		
	On top of acting cubes, USR	Stuffed Banana		
		Boxing Glove		
		Pink Tutu		
		Charlie Brown Stuffedie		
		Rubber Chicken		